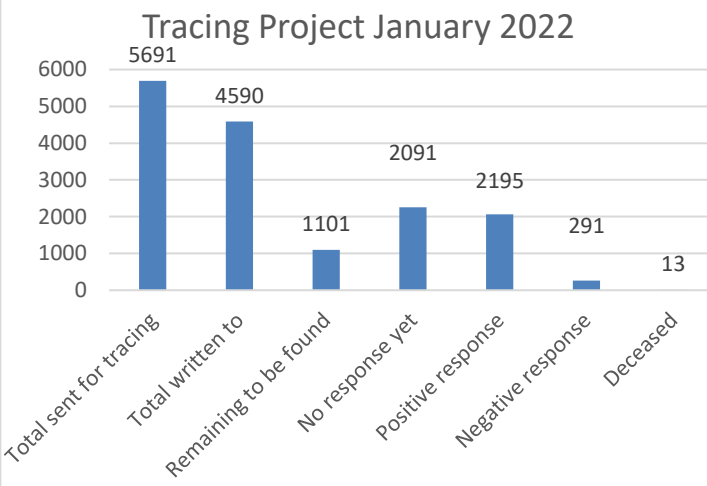
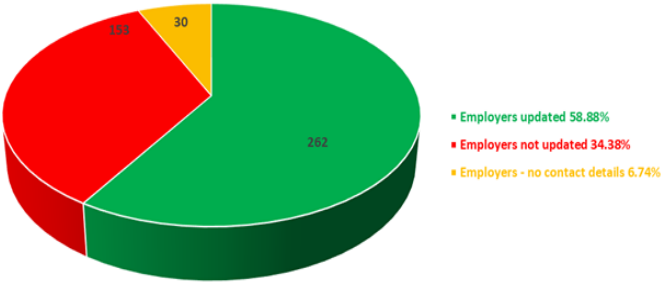
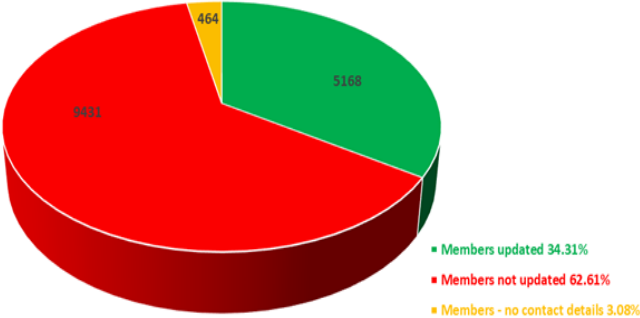


Item	Details	Action by Fund / Next Steps																
<p><b>Address Tracing</b></p>	 <p style="text-align: center;"><b>Tracing Project January 2022</b></p> <table border="1" style="margin-left: auto; margin-right: auto;"> <thead> <tr> <th>Category</th> <th>Count</th> </tr> </thead> <tbody> <tr> <td>Total sent for tracing</td> <td>5691</td> </tr> <tr> <td>Total written to</td> <td>4590</td> </tr> <tr> <td>Remaining to be found</td> <td>1101</td> </tr> <tr> <td>No response yet</td> <td>2091</td> </tr> <tr> <td>Positive response</td> <td>2195</td> </tr> <tr> <td>Negative response</td> <td>291</td> </tr> <tr> <td>Deceased</td> <td>13</td> </tr> </tbody> </table>	Category	Count	Total sent for tracing	5691	Total written to	4590	Remaining to be found	1101	No response yet	2091	Positive response	2195	Negative response	291	Deceased	13	<ul style="list-style-type: none"> <li>• As at 31<sup>st</sup> January 2022 a total of 4,590 members have been written to, to confirm their current addresses. We have received 2,195 positive responses equating to 47%, 291 negative responses equating to 6.3%.</li> <li>• 2,791 follow up chase letters that were sent out in October 2021 have received 519 positive address responses equating to 18.5% and 89 negative responses 0.03%.</li> <li>• From the original tracing requests, we still have 1,101 cases yet to be traced. These were sent to Mercers in December 2021 for next stage tracing along with the negative responses noted above. We are currently awaiting tracing results from Mercer due February 2022.</li> </ul> <p><b>Next steps</b></p> <ul style="list-style-type: none"> <li>• Write to members identified in last batch of tracing once Mercer response is received.</li> <li>• Wrap up project of Historic tracing and 'gone aways'</li> <li>• Review processes to trace members as they reach NPA</li> <li>• Ongoing processes to trace members as new 'gone away' notifications are received.</li> <li>• Review address data in line with Pensions Dashboard Programme requirements</li> </ul>
Category	Count																	
Total sent for tracing	5691																	
Total written to	4590																	
Remaining to be found	1101																	
No response yet	2091																	
Positive response	2195																	
Negative response	291																	
Deceased	13																	

<p><b>McCloud</b></p>	<p style="text-align: center;"><b>Employers Completed</b></p>  <table border="1"> <caption>Employers Completed Data</caption> <thead> <tr> <th>Category</th> <th>Count</th> <th>Percentage</th> </tr> </thead> <tbody> <tr> <td>Employers updated</td> <td>262</td> <td>58.88%</td> </tr> <tr> <td>Employers not updated</td> <td>151</td> <td>34.38%</td> </tr> <tr> <td>Employers - no contact details</td> <td>30</td> <td>6.74%</td> </tr> </tbody> </table> <p style="text-align: center;"><b>Members Completed</b></p>  <table border="1"> <caption>Members Completed Data</caption> <thead> <tr> <th>Category</th> <th>Count</th> <th>Percentage</th> </tr> </thead> <tbody> <tr> <td>Members updated</td> <td>5168</td> <td>34.31%</td> </tr> <tr> <td>Members not updated</td> <td>9431</td> <td>62.61%</td> </tr> <tr> <td>Members - no contact details</td> <td>464</td> <td>3.08%</td> </tr> </tbody> </table>	Category	Count	Percentage	Employers updated	262	58.88%	Employers not updated	151	34.38%	Employers - no contact details	30	6.74%	Category	Count	Percentage	Members updated	5168	34.31%	Members not updated	9431	62.61%	Members - no contact details	464	3.08%	<p>A further 43 employers covering 920 members have been completed.</p> <p>We are still working with 2 of our largest employers to gain the service data we require, one has begun sending data the other has been rejected due to poor data submission.</p> <p>Next steps:</p> <p>Work with remaining employers yet to make data submissions and escalate to Finance Officers for compliance.</p> <p>Upload data and deal with queries by 31<sup>st</sup> March 2022</p> <p>Consider requirements and resource for remedy in preparation for regulations.</p> <p>Consider how to deal with exited or insolvent employers</p> <p>Consider how to deal with transfers</p>
Category	Count	Percentage																								
Employers updated	262	58.88%																								
Employers not updated	151	34.38%																								
Employers - no contact details	30	6.74%																								
Category	Count	Percentage																								
Members updated	5168	34.31%																								
Members not updated	9431	62.61%																								
Members - no contact details	464	3.08%																								
<p><b>i-Connect – Monthly Data Returns</b></p>	<p><b>Current IC Totals</b>                  Employers on IC – 270 (60% of Employers)                  Employers targeted for IC – 179 (40% of Employers)                  Active Members covered by IC – 30,996                  78% of active membership covered by IC (figures as at 8/2/2022)</p>	<p>Progress has been made with Online Return employers, 17 smaller employers have been trained and are now submitting monthly data. 11 remaining to go live.</p>																								

		<p>We are currently in the testing stage with 5 MAT/payrolls covering 46 employers. These will go live after Year End.</p> <p>The project will be paused over the Year End/Valuation period and will restart again in July 2022.</p> <p>Project completion date has been pushed back to 31 March 2023. Employers will be communicated with regarding deadlines and penalty fines will be issued for non-compliant employers as per PAS.</p>
--	--	---